

Overview - Public Entities Quarterly Reporting

Approved receipts

186.7 104.7%

Approved spending

186.7 118.5%

Surplus/(deficit)

(Blank)

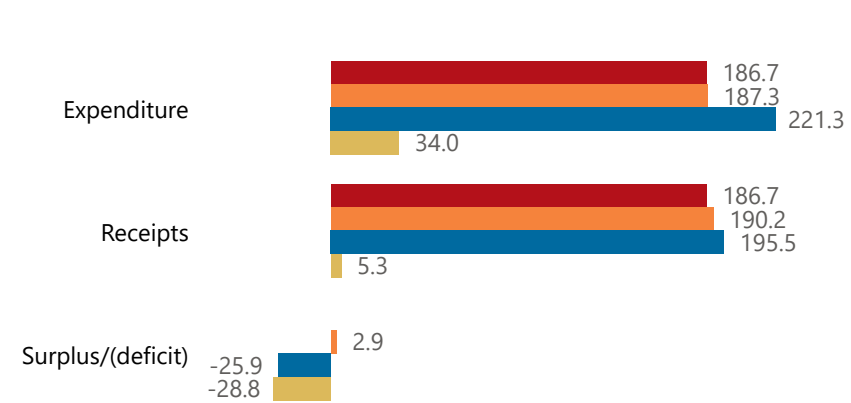
- ☐ R billion
- ☒ R million
- ☐ R thousand



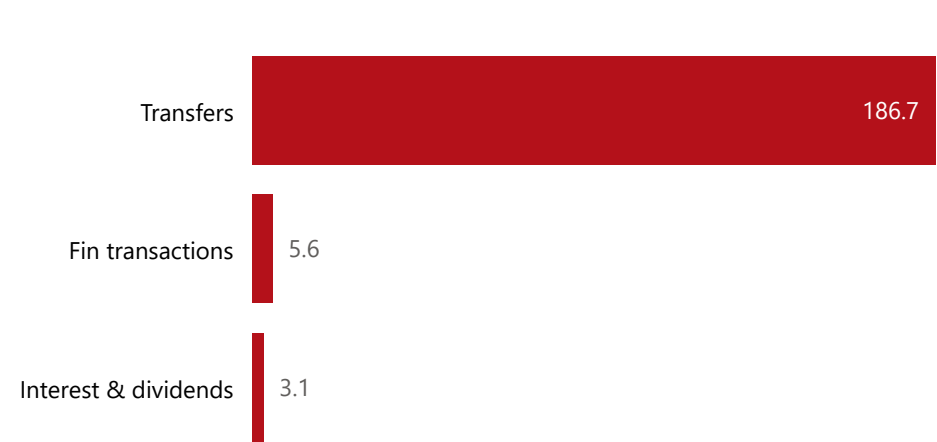
national treasury
Department:
National Treasury
REPUBLIC OF SOUTH AFRICA

Consolidation

● Approved ● Forecast ● YTD ● Variance



Composition of receipts



Quarter

4

Cluster

All

Department

Government Communication and In...

Entity

Brand SA

Composition of spending



Functional grouping



Spending by PFMA schedule



Public Entities Receipts

Approved sales of G&S

(Blank) (Blank)

Approved transfers

186.7 100.0%



national treasury

Department:
National Treasury
REPUBLIC OF SOUTH AFRICA

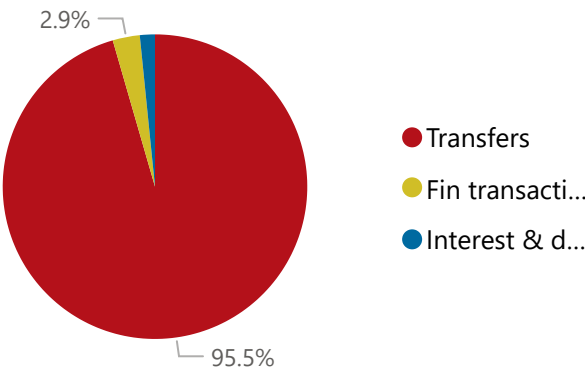
- ☐ R billion
- ☒ R million
- ☐ R thousand

Actual vs Forecast

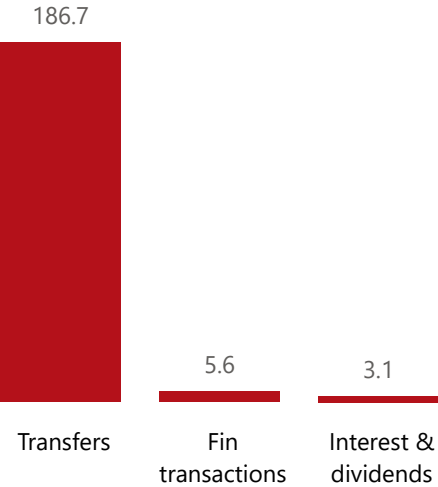
● Approved ● Forecast ● YTD ● Variance



Composition of receipts



Top 5 Receipts



Quarter

4

Cluster

All

Department

Government Communication and Inf...

Entity

Brand SA

Top 5 Transfers



Departme... transfers

Receipts

Level 3	Approved	YTD	% YTD
+ Transfers	186.7	186.7	95.5%
+ Fin transactions		5.6	2.9%
+ Interest & dividends		3.1	1.6%
Total	186.7	195.5	100.0%

Public Entities Spending



Department:
National Treasury
REPUBLIC OF SOUTH AFRICA

Approved CoE

65.8

94.3%

Approved G&S

120.9

131.7%

Approved transfers

(Blank)

104.7%

○ R billion

● R million

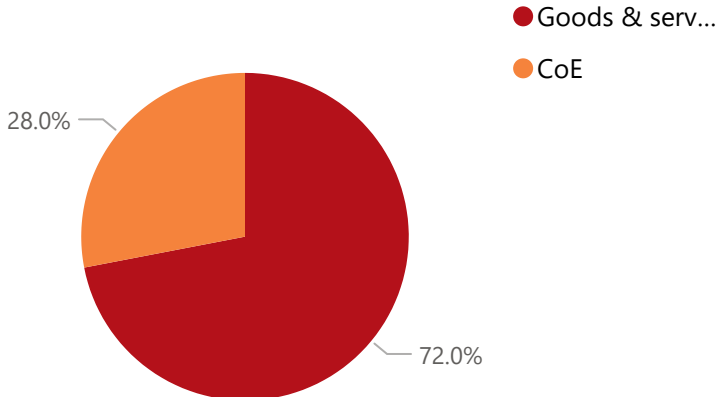
○ R thousand

Actual vs Forecast

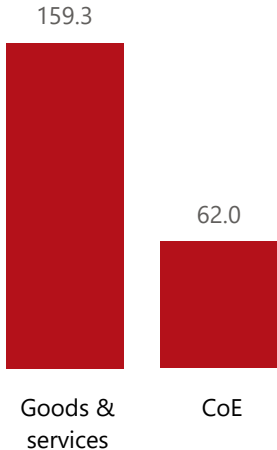
● Approved ● Forecast ● YTD ● Variance



Composition of spending



Top 5 Goods & services



Capital assets

Spending

Level 3	Approved	YTD	% YTD
☒ Goods & services	120.9	159.3	72.0%
☒ CoE	65.8	62.0	28.0%
Total	186.7	221.3	100.0%

Quarter

4

Cluster

All

Department

Government Communication and In... ▾

Entity

Brand SA